



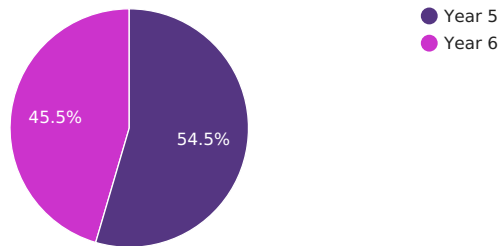
My Health My School Survey

Hunslet Carr Primary School

Selected Filters

- **Start date:** 01 September 2024
- **End date:** 31 July 2025
- **Questionnaire:** All
- **Year Group:** All
- **Question Group:** All
- Demographics
 - **Gender:** All
 - **Is your gender identity the same gender you were assigned at birth? :** All
 - **Sexual identity:** All
 - **Ethnicity:** All
 - **Disability:** All
 - **If you said yes, you consider yourself to be disabled, what is the nature of your impairment?:** All
 - **Living arrangements:** All
 - **Free school meals:** All
 - **Which of these describes you as a student?:** All

Year Group

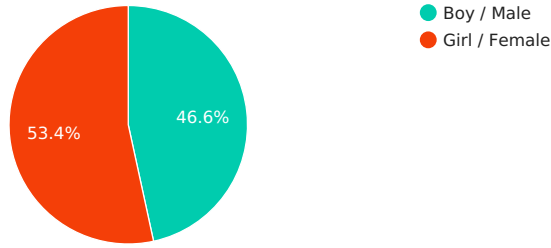


Year Groups

	Number	%
Year 3	0	0.0
Year 4	0	0.0
Year 5	48	54.55
Year 6	40	45.45
Total	88	

A: All About Me

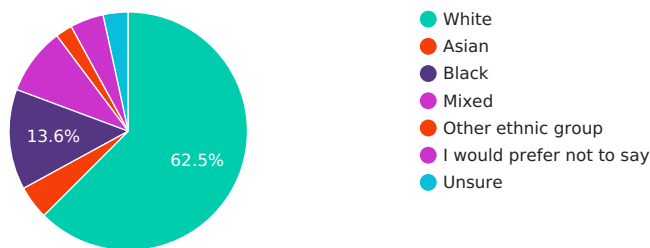
Gender



Gender	Tick	
	Number	%
Boy / Male	41	46.59
Girl / Female	47	53.41
Non-Binary	0	0.0
I would describe my gender in some other way	0	0.0
I would describe my gender in some other way	0	0.0
Other	0	0.0
Gender fluid	0	0.0
Demi boy	0	0.0
Demi girl	0	0.0
Trans female	0	0.0
Trans male	0	0.0
I would prefer not to say	0	0.0
Total	88	100%

A: All About Me

Ethnicity

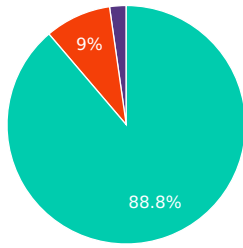


Ethnicity	Tick	
	Number	%
White	55	62.5
Asian	4	4.55
Black	12	13.64
Mixed	8	9.09
Total	88	100%

Ethnicity	Tick	
	Number	%
Don't know	0	0.0
Arab	0	0.0
Asian or Asian British Bangladeshi	0	0.0
Asian or Asian British Chinese	0	0.0
Asian or Asian British Indian	0	0.0
Asian or Asian British Kashmiri	0	0.0
Asian or Asian British Other	0	0.0
Asian or Asian British Pakistani	0	0.0
Black or Black British African	0	0.0
Black or Black British Caribbean	0	0.0
Black or Black British Other	0	0.0
Mixed White and Asian	0	0.0
Mixed White and Black African	0	0.0
Mixed White and Black Caribbean	0	0.0
Mixed Other	0	0.0
Other ethnic groups Chinese	0	0.0
Other ethnic groups Gypsy Traveller	0	0.0
White British	0	0.0
White English	0	0.0
White Irish	0	0.0
White Northern Irish	0	0.0
White Other	0	0.0
White Scottish	0	0.0
White Welsh	0	0.0
Other ethnic group	2	2.27
Other	0	0.0
I would prefer not to say	4	4.55
Unsure	3	3.41
Total	88	100%

A: **All About Me**

Disability

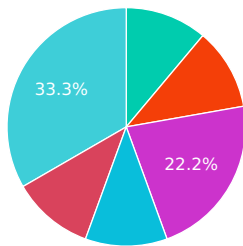


- No
- Yes
- I would prefer not to say

Disability	Tick	
	Number	%
No	79	88.76
Yes	8	8.99
I would prefer not to say	2	2.25
Total	89	100%

A: All About Me

If you said yes, you consider yourself to be disabled, what is the nature of your impairment?



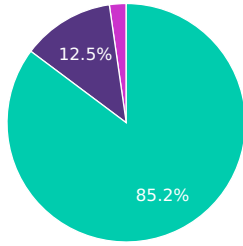
- Physical impairment
- Visual impairment
- Mental health condition
- Learning disability or cognitive impairment
- Neurodiverse/neurodivergent
- Other

If you said yes, you consider yourself to be disabled, what is the nature of your impairment? Tick all that apply

	Number	%
Physical impairment	1	11.11
Visual impairment	1	11.11
Hearing impairment	0	0.0
Mental health condition	2	22.22
Learning disability or cognitive impairment	1	11.11
Neurodiverse/neurodivergent	1	11.11
Long standing illness or health condition	0	0.0
Other	3	33.33
I would prefer not to say	0	0.0
Total	9	100%

A: All About Me

Living arrangements



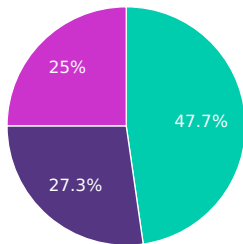
- I live with my parent(s)/carer(s)
- I live at both of my parents' houses, some of the time at each
- I live with other family members

Living arrangements

	Tick	
	Number	%
I live with my parent(s)/carer(s)	75	85.23
I live with one parent/carer	0	0.0
I live at both of my parents' houses, some of the time at each	11	12.5
I live with other family members	2	2.27
I am living independently	0	0.0
I live in a children's home	0	0.0
I live with foster carer(s)	0	0.0
I live with someone else	0	0.0
Total	88	100%

A: All About Me

Free school meals



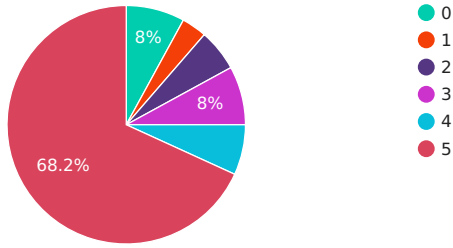
- No, I don't have a free school meal
- Yes, I have a free school meal
- I don't know

Free school meals

	Tick	
	Number	%
No, I don't have a free school meal	42	47.73
No, I can have a free school meal, but I choose not to have it	0	0.0
Yes, I have a free school meal	24	27.27
I don't know	22	25.0
Total	88	100%

B: Healthy Eating

In a normal school/college week, how many days do you have breakfast?

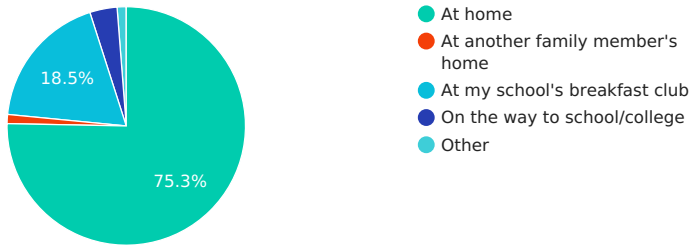


In a normal school/college week, how many days do you have breakfast?

	Tick	
	Number	%
0	7	7.95
1	3	3.41
2	5	5.68
3	7	7.95
4	6	6.82
5	60	68.18
Total	88	100%

B: Healthy Eating

On a normal school/college day, where do you eat breakfast?

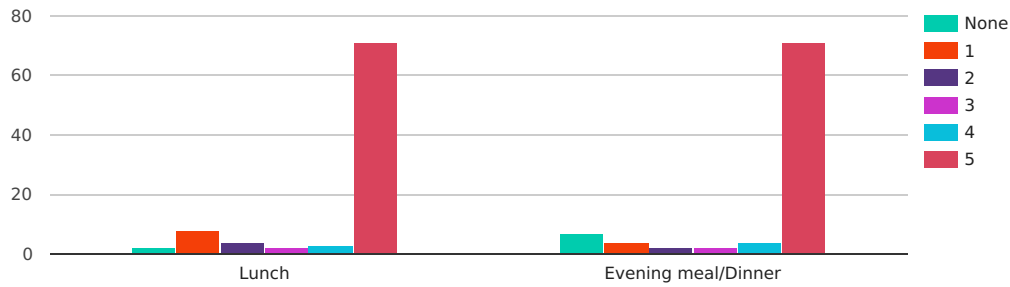


On a normal school/college day, where do you eat breakfast?

	Tick	
	Number	%
At home	61	75.31
At another family member's home	1	1.23
At my friend's home	0	0.0
At my child-minder's	0	0.0
At my school's breakfast club	15	18.52
At school/college but not at the breakfast club	0	0.0
On the way to school/college	3	3.7
Other	1	1.23
Total	81	100%

B: Healthy Eating

In a normal school/college week, how many days do you have the following (this means not just a snack or a drink)?

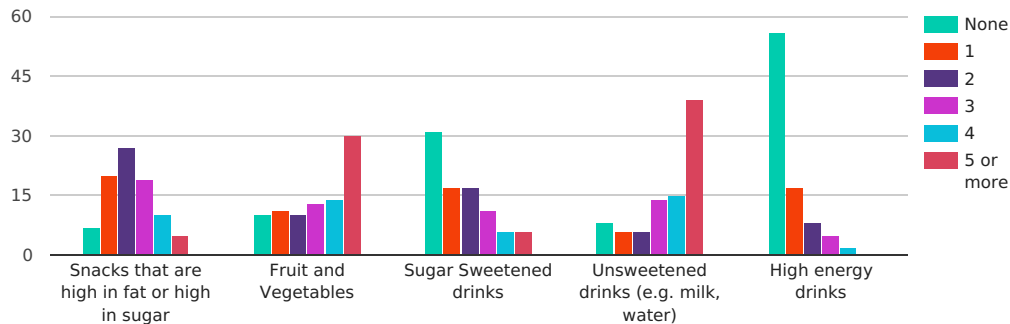


In a normal school/college week, how many days do you have the following (this means not just a snack or a drink)?

	None		1		2		3		4		5		Total	
	Number	%	Number	%	Number	%	Number	%	Number	%	Number	%	Number	%
Lunch	2	2.22	8	8.89	4	4.44	2	2.22	3	3.33	71	78.89	90	100%
Evening meal/Dinner	7	7.78	4	4.44	2	2.22	2	2.22	4	4.44	71	78.89	90	100%

B: Healthy Eating

On a normal school/college day, how many portions of the following do you have?



On a normal school/college day, how many portions of the following do you have?

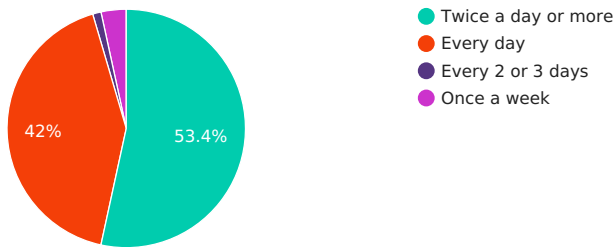
	None		1		2		3		4		5 or more		Total	
	Number	%	Number	%	Number	%	Number	%	Number	%	Number	%	Number	%
Snacks that are high in fat or high in sugar	7	7.95	20	22.73	27	30.68	19	21.59	10	11.36	5	5.68	88	100%
Fruit and Vegetables	10	11.36	11	12.5	10	11.36	13	14.77	14	15.91	30	34.09	88	100%
Sugar Sweetened drinks	31	35.23	17	19.32	17	19.32	11	12.5	6	6.82	6	6.82	88	100%

On a normal school/college day, how many portions of the following do you have?

	None		1		2		3		4		5 or more		Total	
	Number	%	Number	%	Number	%	Number	%	Number	%	Number	%	Number	%
Unsweetened drinks (e.g. milk, water)	8	9.09	6	6.82	6	6.82	14	15.91	15	17.05	39	44.32	88	100%
High energy drinks	56	63.64	17	19.32	8	9.09	5	5.68	2	2.27	0	0.0	88	100%

B: Healthy Eating

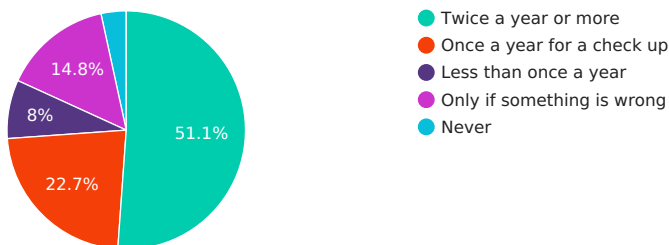
How often do you brush your teeth?



How often do you brush your teeth?	Tick Number	%
Twice a day or more	47	53.41
Every day	37	42.05
Every 2 or 3 days	1	1.14
Once a week	3	3.41
Never	0	0.0
Total	88	100%

B: Healthy Eating

How often do you visit the dentist?

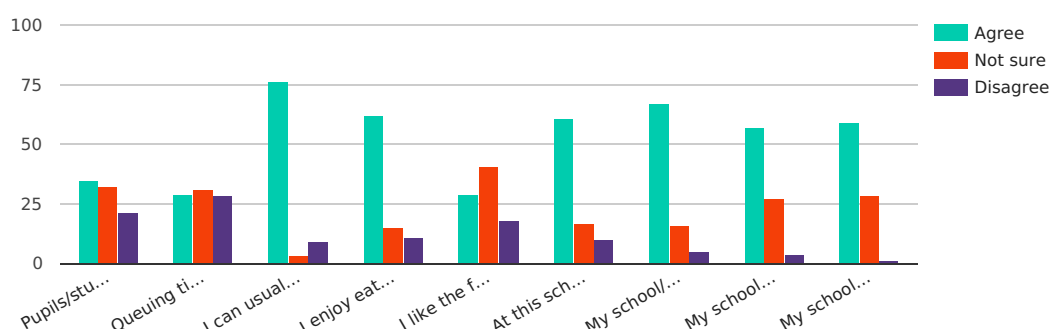


How often do you visit the dentist?	Tick Number	%
Total	88	100%

How often do you visit the dentist?	Tick	
	Number	%
Twice a year or more	45	51.14
Once a year for a check up	20	22.73
Less than once a year	7	7.95
Only if something is wrong	13	14.77
Never	3	3.41
Total	88	100%

B: Healthy Eating

How much do you agree or disagree with the following statements?

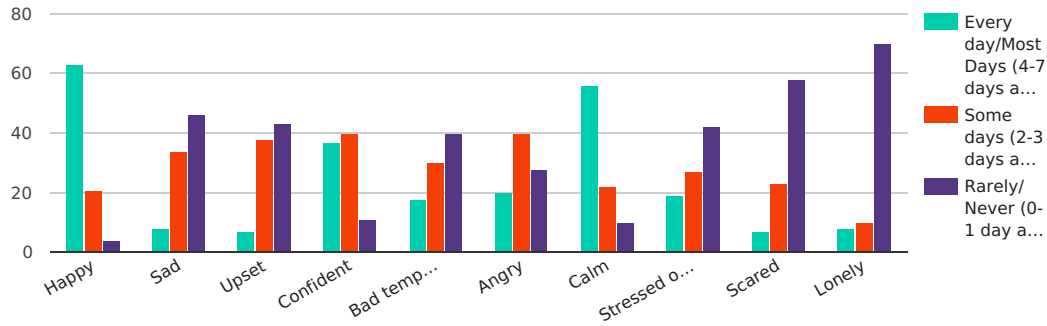


How much do you agree or disagree with the following statements?

How much do you agree or disagree with the following statements?	Agree		Not sure		Disagree		Total	
	Number	%	Number	%	Number	%	Number	%
Pupils/students behave well in the dining area	35	39.77	32	36.36	21	23.86	88	100%
Queuing time is short in the dining area	29	32.95	31	35.23	28	31.82	88	100%
I can usually find a place to sit and eat my lunch in the dining area	76	86.36	3	3.41	9	10.23	88	100%
I enjoy eating in my school/college dining area	62	70.45	15	17.05	11	12.5	88	100%
I like the food provided by my school/college	29	32.95	41	46.59	18	20.45	88	100%
At this school/college, I have enough time to eat my lunch	61	69.32	17	19.32	10	11.36	88	100%
My school/college encourages me to drink water regularly	67	76.14	16	18.18	5	5.68	88	100%
My school provides foods that match my cultural needs (e.g. Halal)	57	64.77	27	30.68	4	4.55	88	100%
My school provides foods that match my dietary needs (e.g. Vegan)	59	67.05	28	31.82	1	1.14	88	100%

C: Social, Emotional and Mental Health

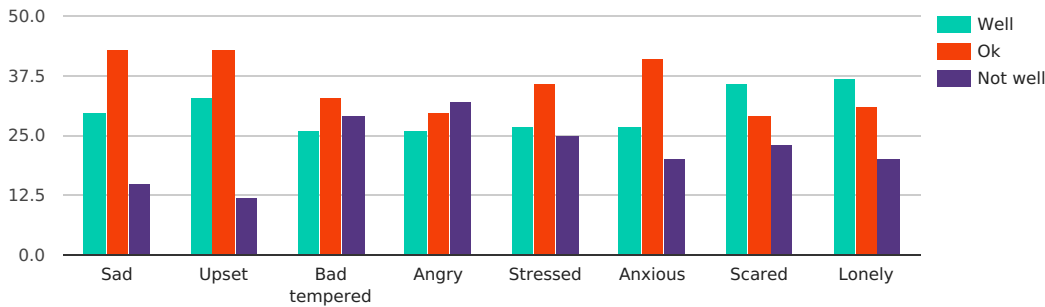
How often do you feel the following?



How often do you feel the following?	Every day/Most Days (4-7 days a week)		Some days (2-3 days a week)		Rarely/Never (0-1 day a week)		Total	
	Number	%	Number	%	Number	%	Number	%
Happy	63	71.59	21	23.86	4	4.55	88	100%
Sad	8	9.09	34	38.64	46	52.27	88	100%
Upset	7	7.95	38	43.18	43	48.86	88	100%
Confident	37	42.05	40	45.45	11	12.5	88	100%
Bad tempered	18	20.45	30	34.09	40	45.45	88	100%
Angry	20	22.73	40	45.45	28	31.82	88	100%
Calm	56	63.64	22	25.0	10	11.36	88	100%
Stressed or anxious	19	21.59	27	30.68	42	47.73	88	100%
Scared	7	7.95	23	26.14	58	65.91	88	100%
Lonely	8	9.09	10	11.36	70	79.55	88	100%

C: Social, Emotional and Mental Health

How well do you think you cope with feeling the following?



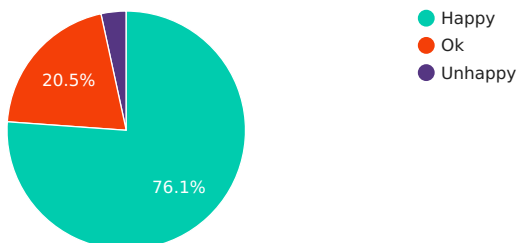
How well do you think you cope with feeling the following?	Well		Ok		Not well		Total	
	Number	%	Number	%	Number	%	Number	%
Sad	30	34.09	43	48.86	15	17.05	88	100%
Upset	33	37.5	43	48.86	12	13.64	88	100%
Bad tempered	26	29.55	33	37.5	29	32.95	88	100%
Angry	26	29.55	30	34.09	32	36.36	88	100%
Stressed	27	30.68	36	40.91	25	28.41	88	100%
Anxious	27	30.68	41	46.59	20	22.73	88	100%
Scared	36	40.91	29	32.95	23	26.14	88	100%

How well do you think you cope with feeling the following?

	Well		Ok		Not well		Total	
	Number	%	Number	%	Number	%	Number	%
Lonely	37	42.05	31	35.23	20	22.73	88	100%

C: Social, Emotional and Mental Health

How happy do you feel about the number of good friends you have?

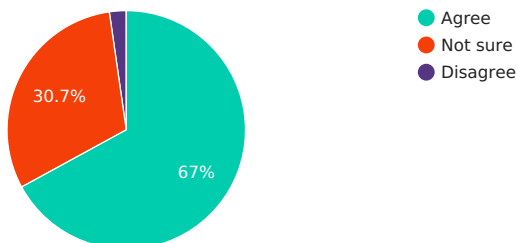


How happy do you feel about the number of good friends you have?

	Tick	
	Number	%
Happy	67	76.14
Ok	18	20.45
Unhappy	3	3.41
Total	88	100%

C: Social, Emotional and Mental Health

How much do you agree or disagree with the following statement 'I enjoy my life'?

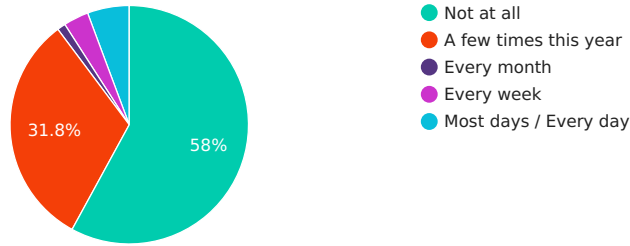


How much do you agree or disagree with the following statement 'I enjoy my life'?

	Tick	
	Number	%
Agree	59	67.05
Not sure	27	30.68
Disagree	2	2.27
Total	88	100%

C: Social, Emotional and Mental Health

In the last 12 months, how often (if at all) have you been bullied in or around school/college?

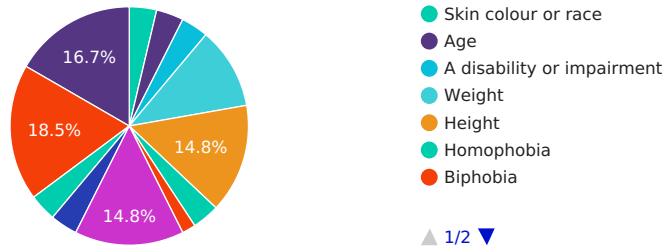


In the last 12 months, how often (if at all) have you been bullied in or around school/college?

	Tick	
	Number	%
Not at all	51	57.95
A few times this year	28	31.82
Every month	1	1.14
Every week	3	3.41
Most days / Every day	5	5.68
Total	88	100%

C: Social, Emotional and Mental Health

If you have been bullied in or around school/college in the last 12 months, do you think it was because of any of the following?



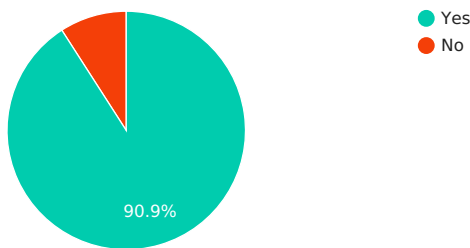
If you have been bullied in or around school/college in the last 12 months, do you think it was because of any of the following?

	Tick all that apply	
	Number	%
Skin colour or race	2	3.7
Gender	0	0.0
Age	2	3.7
Having a disability or special need	0	0.0
A disability or impairment	2	3.7
A special need	0	0.0
Religion	0	0.0
Weight	6	11.11
Height	8	14.81
Total	54	100%

If you have been bullied in or around school/college in the last 12 months, do you think it was because of any of the following?	Tick all that apply	
	Number	%
Homophobia	2	3.7
Biphobia	1	1.85
Transphobia	0	0.0
Appearance	8	14.81
Marriage/Civil Partnership	0	0.0
Pregnancy and Maternity	0	0.0
Family members	2	3.7
Because I have a free school meal	0	0.0
Family income	0	0.0
Personal hygiene	2	3.7
Other/don't know	10	18.52
No reason	9	16.67
Total	54	100%

C: Social, Emotional and Mental Health

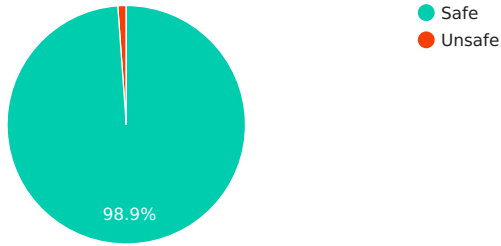
Would you know what to do if you or a friend was bullied?



Would you know what to do if you or a friend was bullied?	Tick	
	Number	%
Yes	80	90.91
No	8	9.09
Total	88	100%

C: Social, Emotional and Mental Health

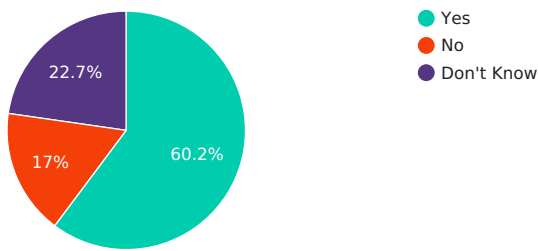
How safe do you feel at home?



How safe do you feel at home?	Tick	
	Number	%
Safe	87	98.86
Unsafe	1	1.14
Total	88	100%

C: Social, Emotional and Mental Health

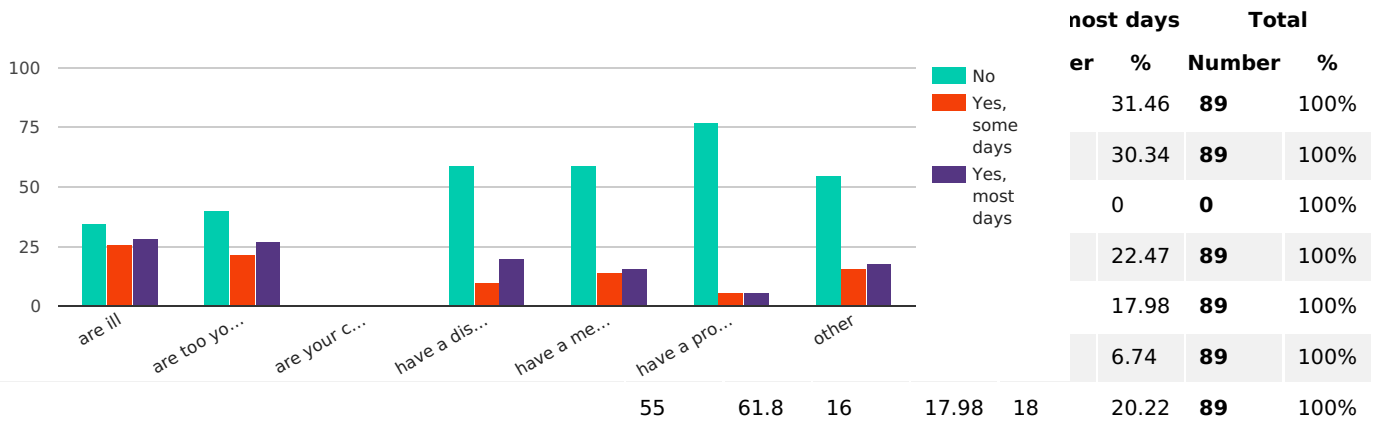
On a normal school/college night (Sunday to Thursday) do you get 8 or more hours sleep?



On a normal school/college night (Sunday to Thursday) do you get 8 or more hours sleep?	Tick	
	Number	%
Yes	53	60.23
No	15	17.05
Don't Know	20	22.73
Total	88	100%

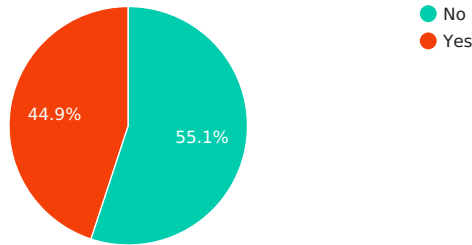
C: Social, Emotional and Mental Health

Do you help to look after somebody in your family because they?



C: Social, Emotional and Mental Health

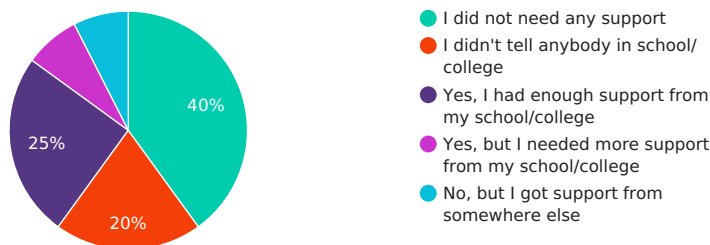
Within the last 12 months, has anyone close to you died?



Response	Number	Percentage
No	49	55.06%
Yes	40	44.94%
Total	89	100%

C: Social, Emotional and Mental Health

If you needed it, were you supported by school/college to help you deal with this death?

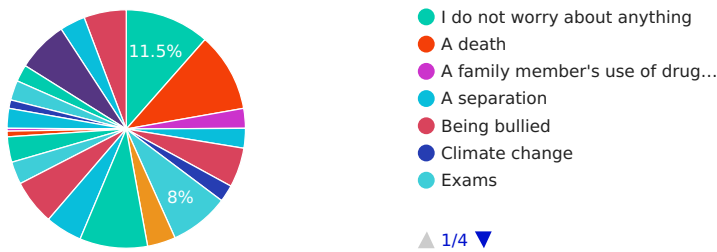


Response	Number	Percentage
I did not need any support	16	40.0%
Total	40	100%

If you needed it, were you supported by school/college to help you deal with this death?	Tick	
	Number	%
I didn't tell anybody in school/college	8	20.0
Yes, I had enough support from my school/college	10	25.0
Yes, but I needed more support from my school/college	3	7.5
No, but I got support from somewhere else	3	7.5
No, I had no support from either my school/college or anywhere else	0	0.0
Total	40	100%

C: Social, Emotional and Mental Health

Over the last 12 months have you worried about any of the following?



Over the last 12 months have you worried about any of the following? Tick all that apply

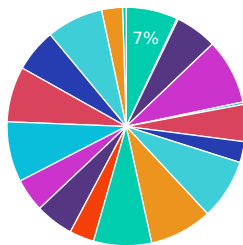
	Number	%
I do not worry about anything	30	11.49
A death	28	10.73
A family member's gambling behaviour	0	0.0
A family member's use of drugs, alcohol or tobacco	7	2.68
A separation	7	2.68
Being bullied	14	5.36
Climate change	6	2.3
Exams	21	8.05
Feeling lonely	10	3.83
Friendships	24	9.2
Gender identity	0	0.0
Getting an apprenticeship	0	0.0
Getting a job	0	0.0
Going places on my own	13	4.98
Going to a new school	16	6.13
Going to college/university	0	0.0
Health problems (mine/family members)	8	3.07
Housing	0	0.0
Total	261	100%

Over the last 12 months have you worried about any of the following? Tick all that apply

	Number	%
Money problems (mine/family members)	9	3.45
My disability	2	0.77
My own gambling behaviour	0	0.0
My own use of drugs, alcohol or tobacco	1	0.38
My parent(s)/carer(s) or family	7	2.68
Not being accepted for who I am	0	0.0
Not having enough to eat because my family didn't have enough money for food	3	1.15
Pressure to do the same as my friends	7	2.68
Romantic Partners	0	0.0
School/college work	6	2.3
Sex (STIs, pregnancy)	0	0.0
The way I look	18	6.9
Travelling to school/college	0	0.0
War	9	3.45
Other	15	5.75
Total	261	100%

C: Social, Emotional and Mental Health

What helps you feel better when you are worried, sad, angry or lonely?



- Arts and Crafts
- Attend counselling/contact su...
- Being active
- Being outdoors
- Community/Youth groups
- Cooking/Baking
- Mindfulness/Wellbeing activities

▲ 1/3 ▼

What helps you feel better when you are worried, sad, angry or lonely? Tick all that apply

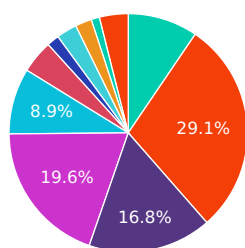
	Number	%
Arts and Crafts	42	7.01
Attend counselling/contact support services	1	0.17
Being active	34	5.68
Being outdoors	53	8.85
Community/Youth groups	2	0.33
Cooking/Baking	30	5.01
Mindfulness/Wellbeing activities	17	2.84
Online gaming - Xbox/PlayStation/Mobile phone	49	8.18
Total	599	100%

What helps you feel better when you are worried, sad, angry or lonely? Tick all that apply

	Number	%
Playing or listening to music	51	8.51
Playing with friends	47	7.85
Reading books	20	3.34
Sleeping more	31	5.18
Social Media	27	4.51
Spending time with family	49	8.18
Spending time with friends	45	7.51
Spending time with pets	35	5.84
Watching TV/films/YouTube/Netflix	46	7.68
Other	17	2.84
I do not use anything to help me feel better	3	0.5
Total	599	100%

C: Social, Emotional and Mental Health

If you are worried, feel sad, angry or lonely about something, where do you get advice and support from?



- I do not need any advice or su...
- I can talk to my parent(s)/care...
- I can talk to other family mem...
- I can talk to my friends
- I can talk to adults at school/c...
- I can talk to other adults
- I can talk to someone else e.g....

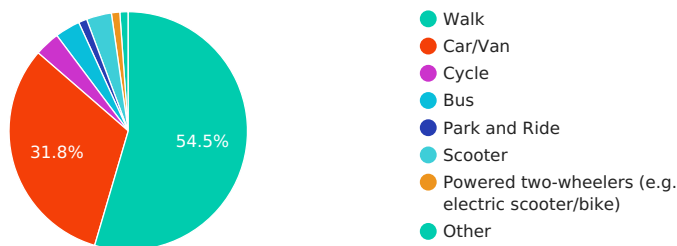
▲ 1/2 ▼

If you are worried, feel sad, angry or lonely about something, where do you get advice and support from? Tick all that apply

	Number	%
I do not need any advice or support	17	9.5
I can talk to my parent(s)/carer(s)	52	29.05
I can talk to other family members	30	16.76
I can talk to my friends	35	19.55
I can talk to adults at school/college	16	8.94
I can talk to other adults	8	4.47
I can talk to someone else e.g. Childline	3	1.68
Online support (including online chat)	5	2.79
Text support	4	2.23
I still need advice and support	2	1.12
I do not know where to get any advice and support	7	3.91
Total	179	100%

E: Physical Activity and Sport

How do you usually travel to school/college?



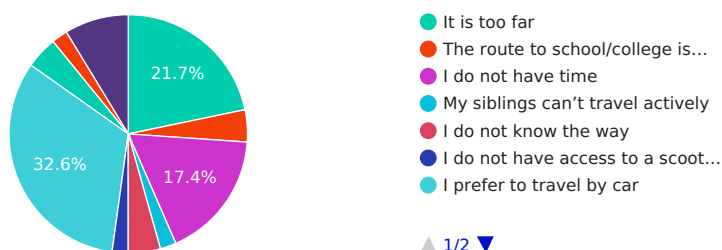
How do you usually travel to school/college?

Tick
Number %

Walk	48	54.55
Car/Van	28	31.82
Taxi	0	0.0
Cycle	3	3.41
Bus	3	3.41
Train	0	0.0
Park and Ride	1	1.14
Scooter	3	3.41
Powered two-wheelers (e.g. electric scooter/bike)	1	1.14
Other	1	1.14
Total	88	100%

E: Physical Activity and Sport

What are the main reasons (barriers) that stop you from travelling actively to school/college (active travel includes walking, running, scooting and cycling)?



▲ 1/2 ▼

What are the main reasons (barriers) that stop you from travelling actively to school/college (active travel includes walking, running, scooting and cycling)?

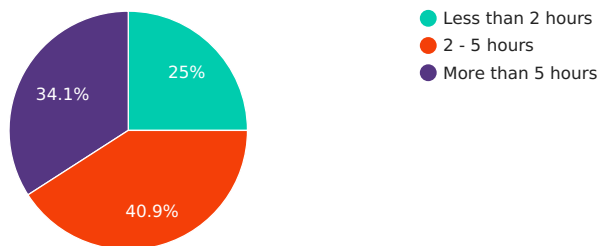
Tick all that apply
Number %

It is too far	10	21.74
The route to school/college is not (or does not feel) safe	2	4.35
I am unable to travel actively (fitness/disability)	0	0.0
Total	46	100%

What are the main reasons (barriers) that stop you from travelling actively to school/college (active travel includes walking, running, scooting and cycling)?	Tick all that apply	
	Number	%
I do not have time	8	17.39
My siblings can't travel actively	1	2.17
I do not know the way	2	4.35
I do not have access to a scooter/bike	1	2.17
I prefer to travel by car	15	32.61
There is nowhere to store/park a bike/scooter at school/college	0	0.0
I am not confident enough to cycle/walk/scoot	2	4.35
I do not like cycling/walking/scooting	1	2.17
My parent(s)/carer(s) won't let me travel actively by myself	4	8.7
Total	46	100%

E: Physical Activity and Sport

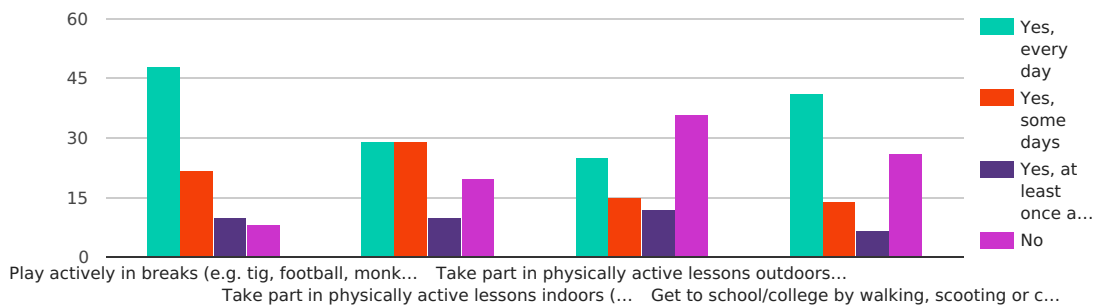
On a normal day, how many hours a day, do you usually spend sitting down watching TV/playing computer games/using the internet/using a mobile phone?



On a normal day, how many hours a day, do you usually spend sitting down watching TV/playing computer games/using the internet/using a mobile phone?	Tick	
	Number	%
Less than 2 hours	22	25.0
2 - 5 hours	36	40.91
More than 5 hours	30	34.09
Total	88	100%

E: Physical Activity and Sport

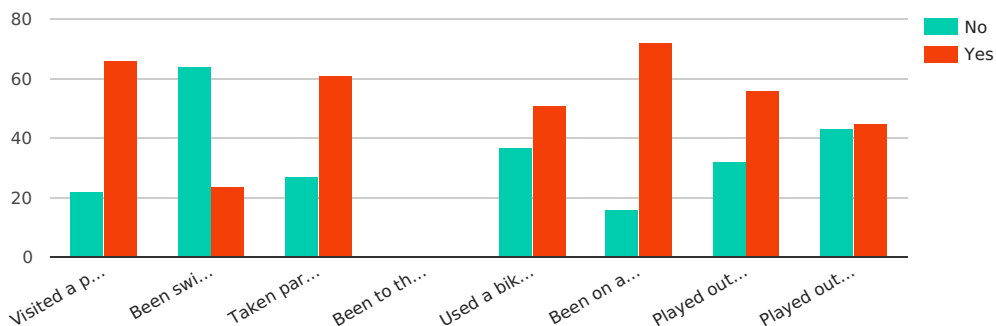
In school/college, over the last week did you?



In school/college, over the last week did you?	Yes, every day		Yes, some days		Yes, at least once a week		No		Total	
	Number	%	Number	%	Number	%	Number	%	Number	%
Play actively in breaks (e.g. tig, football, monkey bars)	48	54.55	22	25.0	10	11.36	8	9.09	88	100%
Take part in physically active lessons indoors (e.g. where you moved around to learn something such as times tables, throw and catch)	29	32.95	29	32.95	10	11.36	20	22.73	88	100%
Take part in physically active lessons outdoors (e.g. forest school or something like a number treasure hunt)	25	28.41	15	17.05	12	13.64	36	40.91	88	100%
Get to school/college by walking, scooting or cycling	41	46.59	14	15.91	7	7.95	26	29.55	88	100%

E: Physical Activity and Sport

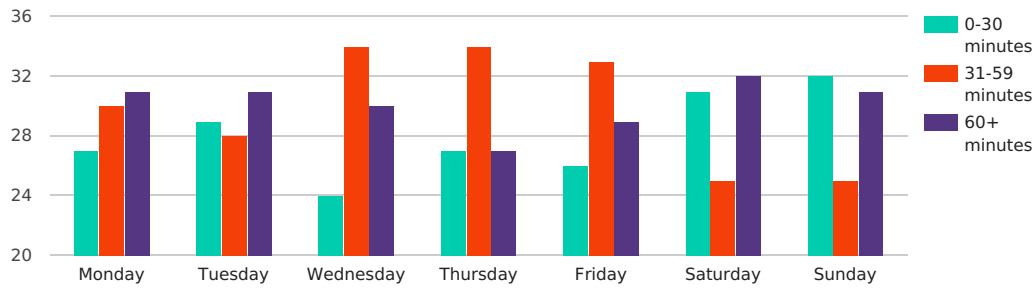
In the last four weeks, not through school/college, which of the following activities have you done?



In the last four weeks, not through school/college, which of the following activities have you done?	No		Yes		Total	
	Number	%	Number	%	Number	%
Visited a park or play area	22	25.0	66	75.0	88	100%
Been swimming	64	72.73	24	27.27	88	100%
Taken part in organised sports/dance (e.g. football, rugby, cricket, dance, Zumba, gymnastics, cycling, martial arts)	27	30.68	61	69.32	88	100%
Been to the gym	0	0	0	0	0	100%
Used a bike or scooter to get around	37	42.05	51	57.95	88	100%
Been on a walk	16	18.18	72	81.82	88	100%
Played out (without an adult)	32	36.36	56	63.64	88	100%
Played out (with an adult)	43	48.86	45	51.14	88	100%

E: Physical Activity and Sport

In a normal week, how much physical activity do you do each day?

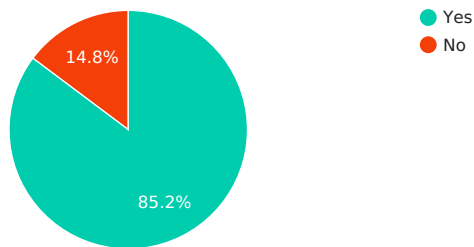


In a normal week, how much physical activity do you do each day?

	0-30 minutes		31-59 minutes		60+ minutes		Total	
	Number	%	Number	%	Number	%	Number	%
Monday	27	30.68	30	34.09	31	35.23	88	100%
Tuesday	29	32.95	28	31.82	31	35.23	88	100%
Wednesday	24	27.27	34	38.64	30	34.09	88	100%
Thursday	27	30.68	34	38.64	27	30.68	88	100%
Friday	26	29.55	33	37.5	29	32.95	88	100%
Saturday	31	35.23	25	28.41	32	36.36	88	100%
Sunday	32	36.36	25	28.41	31	35.23	88	100%

E: Physical Activity and Sport

In a normal week, are you usually physically active for at least 60 minutes (1 hour) on most days?

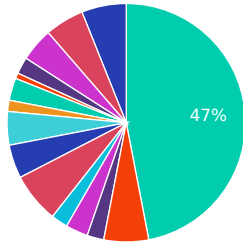


In a normal week, are you usually physically active for at least 60 minutes (1 hour) on most days?

	Tick	
	Number	%
Yes	75	85.23
No	13	14.77
Total	88	100%

E: Physical Activity and Sport

Does anything stop you from taking part in physical activities?



- Nothing stops me, I do take pa...
- Nothing available in my area
- Nothing available when I want...
- Costs too much
- I can't get there
- I have no one to go with
- I don't have the time

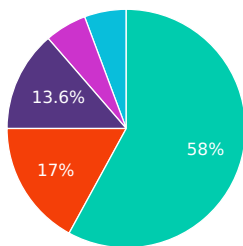
▲ 1/3 ▼

Does anything stop you from taking part in physical activities? Tick all that apply

	Number	%
Nothing stops me, I do take part in physical activity	62	46.97
Nothing available in my area	8	6.06
Nothing available when I want to do it	3	2.27
Costs too much	4	3.03
I can't get there	3	2.27
I have no one to go with	9	6.82
I don't have the time	6	4.55
My parent(s)/carer(s) worry about me	6	4.55
I don't know how to find out what's on offer	2	1.52
I don't have the confidence	4	3.03
Activities don't cater for my disability	1	0.76
Nothing appeals to me	3	2.27
Too much school/college work	6	4.55
I have a job (REMOVED SUMMER 23)	0	0.0
Other	7	5.3
I choose not to	8	6.06
Having COVID-19 myself (REMOVED SUMMER 23)	0	0.0
The pandemic (REMOVED SUMMER 23)	0	0.0
Total	132	100%

F: Play

How often do you go out to play or hang out with friends?

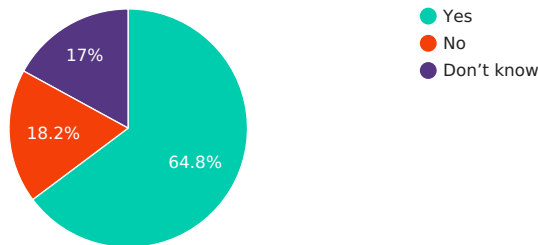


- Most days
- A few days each week
- Hardly ever
- I don't play out
- I am not allowed to play out or hang out with friends

How often do you go out to play or hang out with friends?	Tick	
	Number	%
Most days	51	57.95
A few days each week	15	17.05
Hardly ever	12	13.64
I don't play out	5	5.68
I am not allowed to play out or hang out with friends	5	5.68
Total	88	100%

F: Play

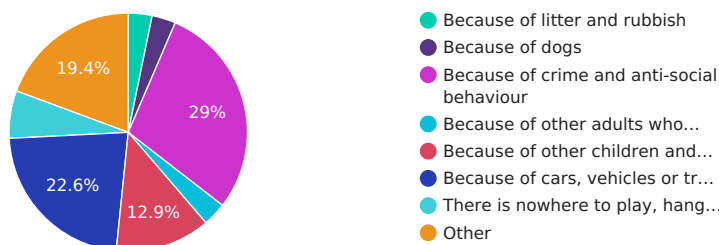
Do you think there are safe spaces to play, hang out and have fun in your local area?



Do you think there are safe spaces to play, hang out and have fun in your local area?	Tick	
	Number	%
Yes	57	64.77
No	16	18.18
Don't know	15	17.05
Total	88	100%

F: Play

Why don't you think there are safe spaces to play, hang out and have fun in your local area?

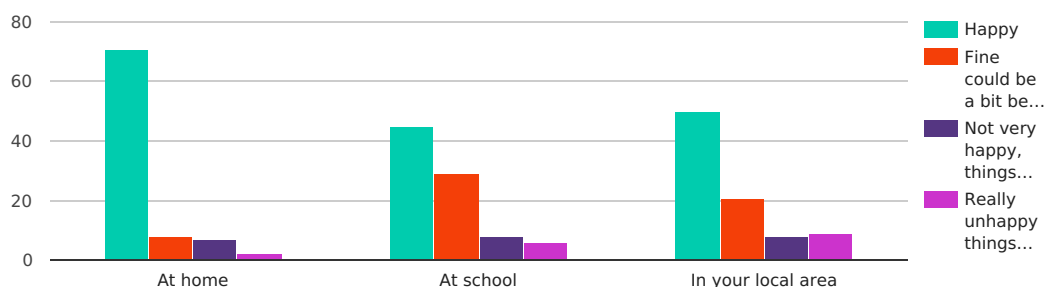


Why don't you think there are safe spaces to play, hang out and have fun in your local area?	Tick	
	Number	%
Because of litter and rubbish	1	3.23
Total	31	100%

Why don't you think there are safe spaces to play, hang out and have fun in your local area?	Tick	
	Number	%
Because of vandalism	0	0.0
Because of dogs	1	3.23
Because of crime and anti-social behaviour	9	29.03
Because of other adults who make me feel unsafe	1	3.23
Because of other children and young people who make me feel unsafe	4	12.9
Because of cars, vehicles or traffic	7	22.58
There is nowhere to play, hang out or have fun in the area in which I live/hang out in	2	6.45
Other	6	19.35
Total	31	100%

F: Play

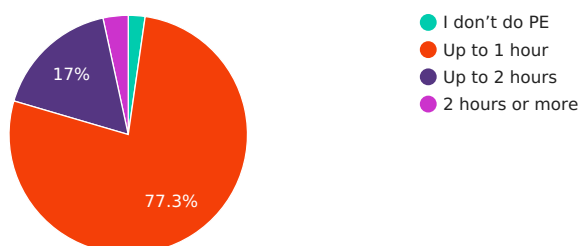
How happy are you with your opportunities to play...?



How happy are you with your opportunities to play...?	Happy		Fine could be a bit better		Not very happy, things should be better		Really unhappy things need to be much better		Total	
	Number	%	Number	%	Number	%	Number	%	Number	%
At home	71	80.68	8	9.09	7	7.95	2	2.27	88	100%
At school	45	51.14	29	32.95	8	9.09	6	6.82	88	100%
In your local area	50	56.82	21	23.86	8	9.09	9	10.23	88	100%

G: PE in School

In a normal week, how much time do you spend in Physical Education (PE) lessons? (This includes swimming lessons with school)

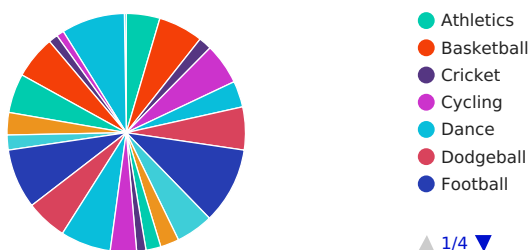


In a normal week, how much time do you spend in Physical Education (PE) lessons? (This includes swimming lessons with school)

	Tick	
	Number	%
I don't do PE	2	2.27
Up to 1 hour	68	77.27
Up to 2 hours	15	17.05
2 hours or more	3	3.41
Total	88	100%

G: PE in School

In the last 12 months, what sports/activities have you done in PE lessons?



In the last 12 months, what sports/activities have you done in PE lessons? Tick all that apply

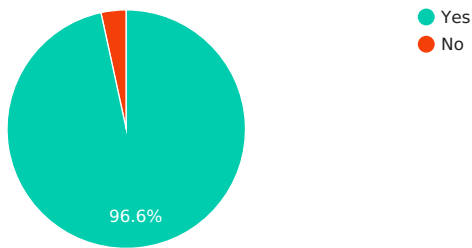
	Number	%
Athletics	18	4.56
Basketball	24	6.08
Cricket	7	1.77
Cycling	22	5.57
Dance	14	3.54
Dodgeball	23	5.82
Football	41	10.38
Gymnastics	20	5.06
Hockey	10	2.53
Martial Arts	8	2.03
Karate	0	0.0
Multi-skills	5	1.27
Netball	14	3.54
Rounders	27	6.84
Rugby	22	5.57
Running	32	8.1
Skipping	8	2.03
Swimming	12	3.04
Tag Rugby	21	5.32
Total	395	100%

In the last 12 months, what sports/activities have you done in PE lessons? Tick all that apply

	Number	%
Tennis	23	5.82
Volleyball	5	1.27
Yoga	4	1.01
Other	34	8.61
I have not taken part in PE this year due to personal reasons	0	0.0
I have not taken part in PE due to having COVID-19 myself	0	0.0
I have not taken part in PE this year as it has not been timetabled for my year group	1	0.25
Total	395	100%

G: PE in School

Have you enjoyed PE this year?

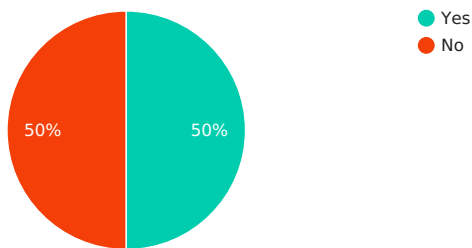


Have you enjoyed PE this year?

	Tick	
	Number	%
Yes	85	96.59
No	3	3.41
I have not taken part in any PE this year as it has not been timetabled for my year group	0	0.0
Total	88	100%

G: PE in School

In the last 12 months, have you represented school in a sports event? (e.g. Football, Multi-skills, Netball, Dance competition)



In the last 12 months, have you represented school in a sports event? (e.g. Football, Multi-skills, Netball, Dance competition)

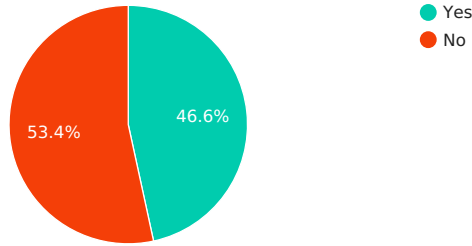
	Tick	
	Number	%
Total	88	100%

In the last 12 months, have you represented school in a sports event? (e.g. Football, Multi-skills, Netball, Dance competition)

	Tick	
	Number	%
Yes	44	50.0
No	44	50.0
Total	88	100%

G: PE in School

In the last 12 months, have you attended an active after-school club?

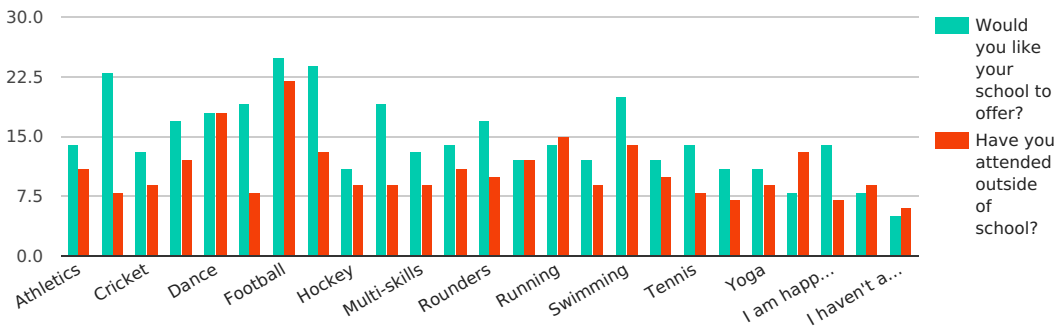


In the last 12 months, have you attended an active after-school club?

	Tick	
	Number	%
Yes	41	46.59
No	47	53.41
Total	88	100%

G: PE in School

What after school club(s) would you like school to offer and which sports clubs have you attended outside of school?



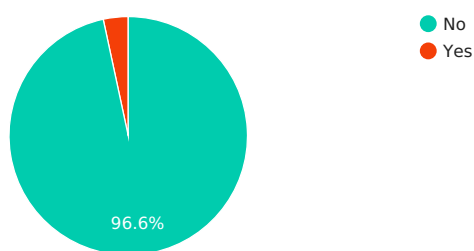
What after school club(s) would you like school to offer and which sports clubs have you attended outside of school?

	Would you like your school to offer? all that apply		Have you attended outside of school? all that apply		Total	
	Number	%	Number	%	Number	%
Athletics	14	56.0	11	44.0	25	100%
Basketball	23	74.19	8	25.81	31	100%
Cricket	13	59.09	9	40.91	22	100%
Cycling	17	58.62	12	41.38	29	100%
Dance	18	50.0	18	50.0	36	100%
Dodgeball	19	70.37	8	29.63	27	100%
Football	25	53.19	22	46.81	47	100%

What after school club(s) would you like school to offer and which sports clubs have you attended outside of school?	Would you like your school to offer? all that apply		Have you attended outside of school? all that apply		Total	
	Number	%	Number	%	Number	%
	Gymnastics	24	64.86	13	35.14	37
Hockey	11	55.0	9	45.0	20	100%
Martial Arts	19	67.86	9	32.14	28	100%
Multi-skills	13	59.09	9	40.91	22	100%
Netball	14	56.0	11	44.0	25	100%
Rounders	17	62.96	10	37.04	27	100%
Rugby	12	50.0	12	50.0	24	100%
Running	14	48.28	15	51.72	29	100%
Skipping	12	57.14	9	42.86	21	100%
Swimming	20	58.82	14	41.18	34	100%
Tag Rugby	12	54.55	10	45.45	22	100%
Tennis	14	63.64	8	36.36	22	100%
Volleyball	11	61.11	7	38.89	18	100%
Yoga	11	55.0	9	45.0	20	100%
Other	8	38.1	13	61.9	21	100%
I am happy with the sports club(s) my school offers	14	66.67	7	33.33	21	100%
I am not interested in any club(s)	8	47.06	9	52.94	17	100%
I haven't attended any sports club(s) outside of school	5	45.45	6	54.55	11	100%

H: **Drugs, Alcohol and Tobacco**

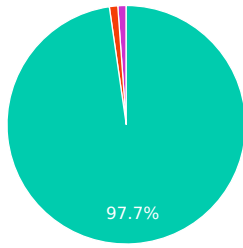
Have you ever smoked a cigarette?



Have you ever smoked a cigarette?	Tick	
	Number	%
No	86	96.63
Yes	3	3.37
Total	89	100%

H: **Drugs, Alcohol and Tobacco**

Have you ever vaped (used an electronic cigarette)?



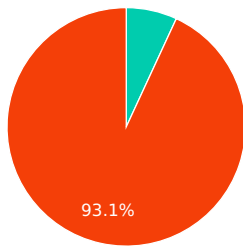
- No, I have never used a vape
- Yes, I have tried vaping
- Yes, I vape daily

Have you ever vaped (used an electronic cigarette)?

	Tick	
	Number	%
No, I have never used a vape	86	97.73
Yes, I have tried vaping	1	1.14
Yes, I vape weekly	0	0.0
Yes, I vape daily	1	1.14
Total	88	100%

H: **Drugs, Alcohol and Tobacco**

Have you ever had an alcoholic drink - a whole drink, not just a sip?



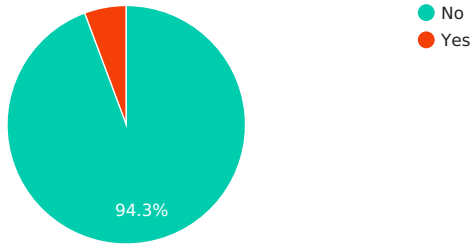
- Yes
- No

Have you ever had an alcoholic drink - a whole drink, not just a sip?

	Tick	
	Number	%
Yes	6	6.9
No	81	93.1
Total	87	100%

H: **Drugs, Alcohol and Tobacco**

Have you ever been OFFERED illegal drugs or glues, gases and solvents as drugs?

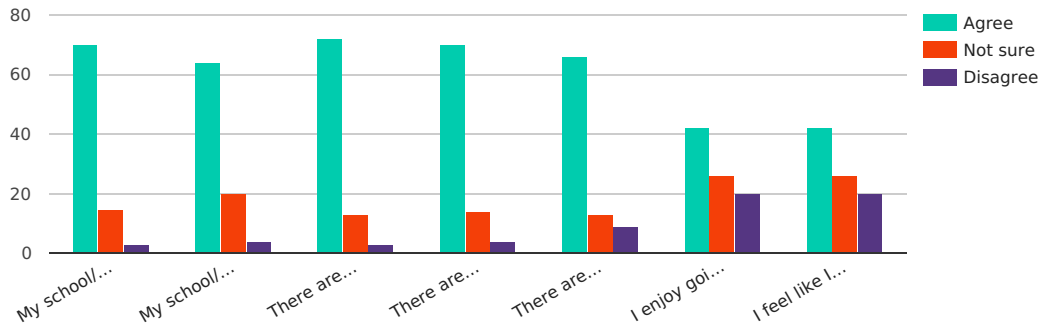


Have you ever been OFFERED illegal drugs or glues, gases and solvents as drugs?

	Tick	
	Number	%
No	83	94.32
Yes	5	5.68
Total	88	100%

J: My School/College

How much do you agree or disagree with the following statements?

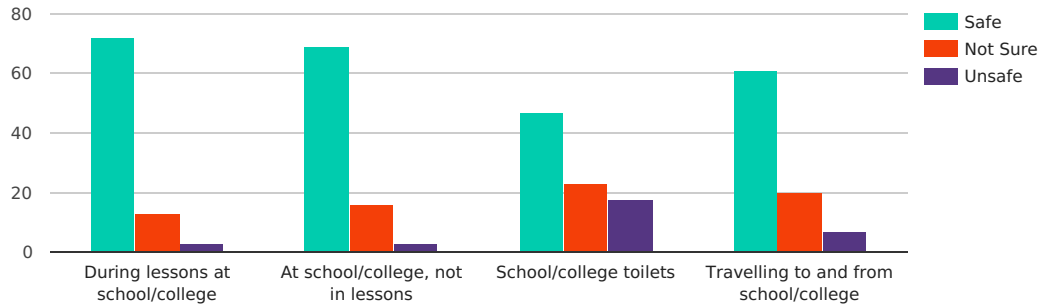


How much do you agree or disagree with the following statements?

	Agree		Not sure		Disagree		Total	
	Number	%	Number	%	Number	%	Number	%
My school/college is a caring place	70	79.55	15	17.05	3	3.41	88	100%
My school/college helps me if I am worried or have a problem	64	72.73	20	22.73	4	4.55	88	100%
There are staff in my school/college that I trust	72	81.82	13	14.77	3	3.41	88	100%
There are good things to do before and after school/college	70	79.55	14	15.91	4	4.55	88	100%
There are good things to do at break times/lunch times	66	75.0	13	14.77	9	10.23	88	100%
I enjoy going to school/college	42	47.73	26	29.55	20	22.73	88	100%
I feel like I belong to my school/college community	42	47.73	26	29.55	20	22.73	88	100%

J: My School/College

In the last 12 months how safe have you felt in the following places?

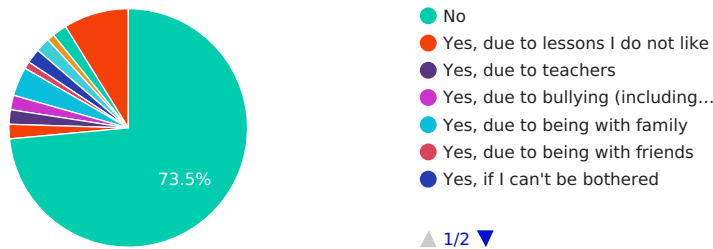


In the last 12 months how safe have you felt in the following places?

	Safe		Not Sure		Unsafe		Total	
	Number	%	Number	%	Number	%	Number	%
During lessons at school/college	72	81.82	13	14.77	3	3.41	88	100%
At school/college, not in lessons	69	78.41	16	18.18	3	3.41	88	100%
School/college toilets	47	53.41	23	26.14	18	20.45	88	100%
Travelling to and from school/college	61	69.32	20	22.73	7	7.95	88	100%

J: My School/College

Have you ever been away from school without telling anyone?

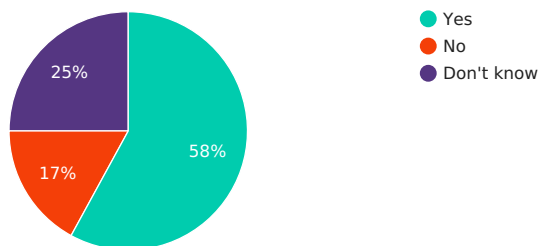


Have you ever been away from school without telling anyone? Tick all that apply

	Number	%
No	75	73.53
Yes, due to lessons I do not like	2	1.96
Yes, due to teachers	2	1.96
Yes, due to bullying (including online)	2	1.96
Yes, due to being with family	4	3.92
Yes, due to being with friends	1	0.98
Yes, if I can't be bothered	2	1.96
Yes, due to not feeling safe	2	1.96
Yes, due to low mood	1	0.98
Yes, due to feeling anxious	2	1.96
Yes, for another reason	9	8.82
Total	102	100%

J: My School/College

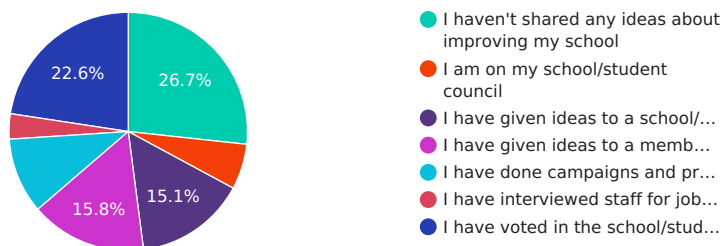
Do you know how to share ideas about improving your school/college?



Do you know how to share ideas about improving your school/college?	Tick	
	Number	%
Yes	51	57.95
No	15	17.05
Don't know	22	25.0
Total	88	100%

J: My School/College

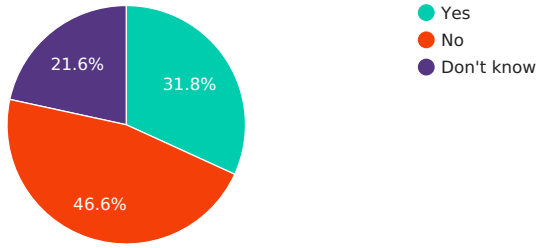
In the last 12 months, at your school/college?



In the last 12 months, at your school/college?	Tick all that apply	
	Number	%
I haven't shared any ideas about improving my school	39	26.71
I am on my school/student council	9	6.16
I have given ideas to a school/student councillor	22	15.07
I have given ideas to a member of staff	23	15.75
I have done campaigns and projects e.g. anti-bullying, recycling	15	10.27
I have interviewed staff for jobs at my school/college	5	3.42
I have voted in the school/student council elections	33	22.6
Total	146	100%

J: My School/College

Do you know how to share ideas about improving your local area or city?

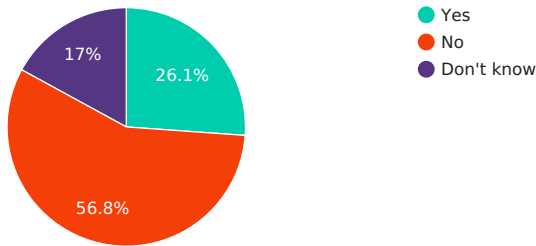


Do you know how to share ideas about improving your local area or city?

	Tick	
	Number	%
Yes	28	31.82
No	41	46.59
Don't know	19	21.59
Total	88	100%

J: My School/College

In the last 12 months, have you shared ideas about improving your local area or city?

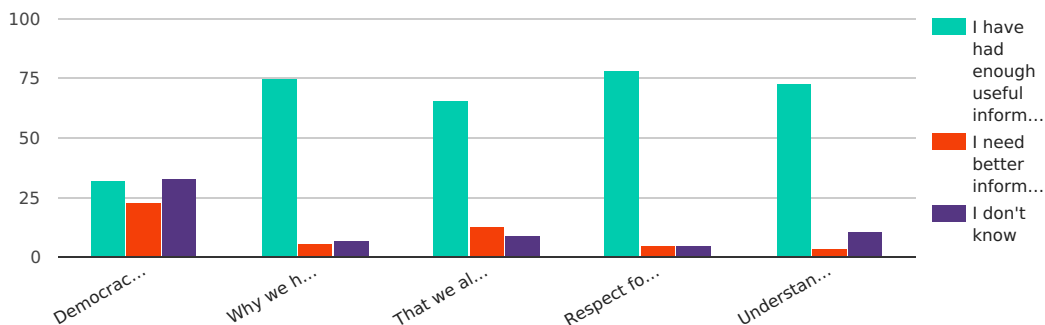


In the last 12 months, have you shared ideas about improving your local area or city?

	Tick	
	Number	%
Yes	23	26.14
No	50	56.82
Don't know	15	17.05
Total	88	100%

J: My School/College

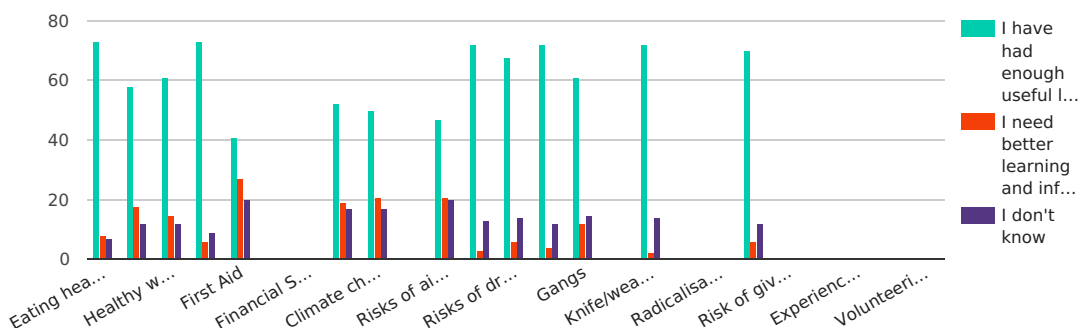
How much useful information and learning have you had to help you understand the following aspects of British values? (e.g. through lessons at school/college)



How much useful information and learning have you had to help you understand the following aspects of British values? (e.g. through lessons at school/college)	I have had enough useful information		I need better information		I don't know		Total	
	Number	%	Number	%	Number	%	Number	%
Democracy and how it works	32	36.36	23	26.14	33	37.5	88	100%
Why we have rules and laws	75	85.23	6	6.82	7	7.95	88	100%
That we all have rights	66	75.0	13	14.77	9	10.23	88	100%
Respect for others	78	88.64	5	5.68	5	5.68	88	100%
Understand that other people have different faiths and beliefs.	73	82.95	4	4.55	11	12.5	88	100%

J: My School/College

How much useful information and learning have you had to help you understand the following things? (e.g. through lessons at school/college)

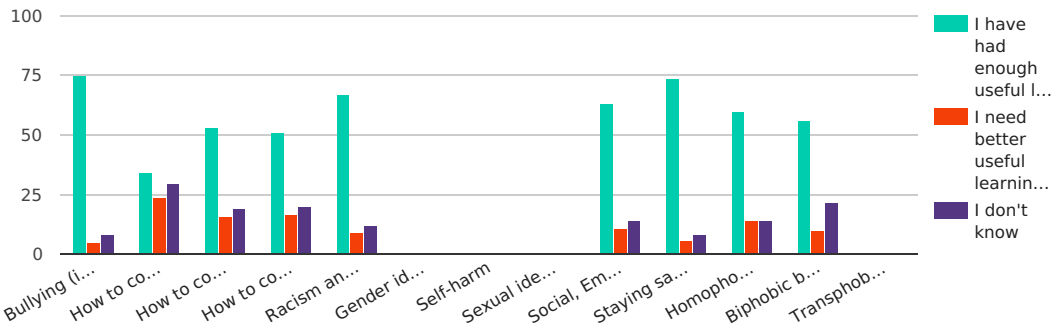


How much useful information and learning have you had to help you understand the following things? (e.g. through lessons at school/college)	I have had enough useful learning and information		I need better learning and information		I don't know		Total	
	Number	%	Number	%	Number	%	Number	%
Eating healthily	73	82.95	8	9.09	7	7.95	88	100%
Cooking and preparing healthy food	58	65.91	18	20.45	12	13.64	88	100%
Healthy weight	61	69.32	15	17.05	12	13.64	88	100%
Being physically active	73	82.95	6	6.82	9	10.23	88	100%
First Aid	41	46.59	27	30.68	20	22.73	88	100%
Gambling	0	0	0	0	0	0	0	100%
Financial Security	0	0	0	0	0	0	0	100%
How to manage money	52	59.09	19	21.59	17	19.32	88	100%
Climate change	50	56.82	21	23.86	17	19.32	88	100%
Litter and recycling	0	0	0	0	0	0	0	100%

How much useful information and learning have you had to help you understand the following things? (e.g. through lessons at school/college)	I have had enough useful learning and information		I need better learning and information		I don't know		Total	
	Number	%	Number	%	Number	%	Number	%
Risks of air pollution on health	47	53.41	21	23.86	20	22.73	88	100%
Risks of alcohol	72	81.82	3	3.41	13	14.77	88	100%
Risks of drugs	68	77.27	6	6.82	14	15.91	88	100%
Risks of smoking	72	81.82	4	4.55	12	13.64	88	100%
Gangs	61	69.32	12	13.64	15	17.05	88	100%
Honour based violence	0	0	0	0	0	0	0	100%
Knife/weapon awareness	72	81.82	2	2.27	14	15.91	88	100%
Pressure/encouragement to commit a crime	0	0	0	0	0	0	0	100%
Radicalisation/Extremism	0	0	0	0	0	0	0	100%
Road safety	70	79.55	6	6.82	12	13.64	88	100%
Risk of giving /accepting a lift in a car	0	0	0	0	0	0	0	100%
Careers Advice	0	0	0	0	0	0	0	100%
Experiences of the world of work	0	0	0	0	0	0	0	100%
Leaving home/Living independently	0	0	0	0	0	0	0	100%
Volunteering opportunities	0	0	0	0	0	0	0	100%

J: My School/College

How much useful information and learning have you had to help you understand the following things e.g. through lessons at school/college)?

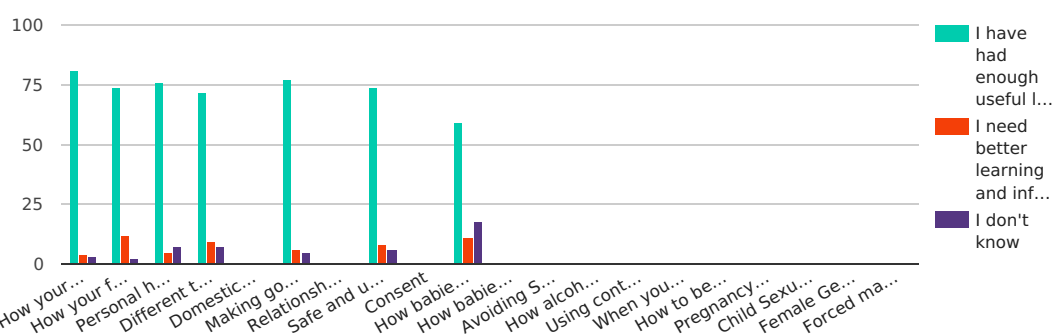


How much useful information and learning have you had to help you understand the following things e.g. through lessons at school/college)?	I have had enough useful learning and information		I need better useful learning and information		I don't know		Total	
	Number	%	Number	%	Number	%	Number	%
Bullying (including online) and what to do about it	75	85.23	5	5.68	8	9.09	88	100%
How to cope with a death	34	38.64	24	27.27	30	34.09	88	100%
How to cope with feeling lonely	53	60.23	16	18.18	19	21.59	88	100%
How to cope with a separation	51	57.95	17	19.32	20	22.73	88	100%
Racism and what to do about it	67	76.14	9	10.23	12	13.64	88	100%
Gender identity	0	0	0	0	0	0	0	100%
Self-harm	0	0	0	0	0	0	0	100%
Sexual identity	0	0	0	0	0	0	0	100%

How much useful information and learning have you had to help you understand the following things e.g. through lessons at school/college)?	I have had enough useful learning and information		I need better useful learning and information		I don't know		Total	
	Number	%	Number	%	Number	%	Number	%
Social, Emotional & Mental Health	63	71.59	11	12.5	14	15.91	88	100%
Staying safe on the internet	74	84.09	6	6.82	8	9.09	88	100%
Homophobic bullying and ways to stop it	60	68.18	14	15.91	14	15.91	88	100%
Biphobic bullying and ways to stop it	56	63.64	10	11.36	22	25.0	88	100%
Transphobic bullying and ways to stop it	0	0	0	0	0	0	0	100%

J: My School/College

How much useful information and learning have you had to help you understand the following things? (e.g. through lessons at school/college)

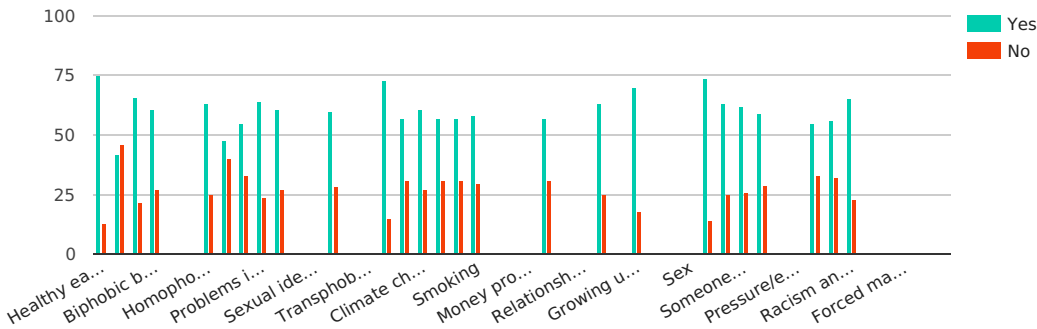


How much useful information and learning have you had to help you understand the following things? (e.g. through lessons at school/college)	I have had enough useful learning and information		I need better learning and information		I don't know		Total	
	Number	%	Number	%	Number	%	Number	%
How your body will change as you grow up	81	92.05	4	4.55	3	3.41	88	100%
How your feelings will change as you grow up	74	84.09	12	13.64	2	2.27	88	100%
Personal hygiene/ Keeping clean	76	86.36	5	5.68	7	7.95	88	100%
Different types of families (single parents, living with grandparents, having step-parents, having two mums or two dads)	72	81.82	9	10.23	7	7.95	88	100%
Domestic violence and abusive relationships	0	0	0	0	0	0	0	100%
Making good relationships	77	87.5	6	6.82	5	5.68	88	100%
Relationships and sex	0	0	0	0	0	0	0	100%
Safe and unsafe relationships	74	84.09	8	9.09	6	6.82	88	100%
Consent	0	0	0	0	0	0	0	100%
How babies are made (conception)	59	67.05	11	12.5	18	20.45	88	100%
How babies are made (conception) and born	0	0	0	0	0	0	0	100%
Avoiding Sexually Transmitted Infections (e.g. Chlamydia, HIV & AIDS)	0	0	0	0	0	0	0	100%
How alcohol and drugs can influence sexual behaviour	0	0	0	0	0	0	0	100%
Using contraception	0	0	0	0	0	0	0	100%
When you are ready to have sex	0	0	0	0	0	0	0	100%
How to be a good parent	0	0	0	0	0	0	0	100%

How much useful information and learning have you had to help you understand the following things? (e.g. through lessons at school/college)	I have had enough useful learning and information		I need better learning and information		I don't know		Total	
	Number	%	Number	%	Number	%	Number	%
Pregnancy choices	0	0	0	0	0	0	0	100%
Child Sexual Exploitation (also known as grooming)	0	0	0	0	0	0	0	100%
Female Genital Mutilation (FGM)	0	0	0	0	0	0	0	100%
Forced marriages	0	0	0	0	0	0	0	100%

J: My School/College

To make sure you are safe and healthy, would you know where to go to get help or advice for each of these things?

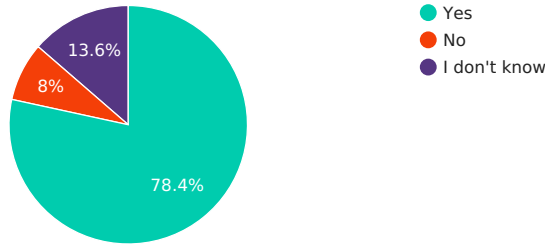


To make sure you are safe and healthy, would you know where to go to get help or advice for each of these things?	Yes		No		Total	
	Number	%	Number	%	Number	%
Healthy eating	75	85.23	13	14.77	88	100%
Not having enough to eat because my family didn't have enough money for food	42	47.73	46	52.27	88	100%
Bullying (including online) and what to do about it	66	75.0	22	25.0	88	100%
Biphobic bullying and ways to stop it	61	69.32	27	30.68	88	100%
Gender identity	0	0	0	0	0	100%
Gender identity	0	0	0	0	0	100%
Homophobic bullying and ways to stop it	63	71.59	25	28.41	88	100%
How to cope with a death	48	54.55	40	45.45	88	100%
How to cope with a separation	55	62.5	33	37.5	88	100%
Problems in school/college	64	72.73	24	27.27	88	100%
Problems out of school/college	61	69.32	27	30.68	88	100%
Self-harm	0	0	0	0	0	100%
Sexual identity	0	0	0	0	0	100%
Social, Emotional and Mental Health	60	68.18	28	31.82	88	100%
Suicidal thoughts	0	0	0	0	0	100%
Transphobic bullying and ways to stop it	0	0	0	0	0	100%
Being active	73	82.95	15	17.05	88	100%
First Aid	57	64.77	31	35.23	88	100%
Climate change	61	69.32	27	30.68	88	100%

To make sure you are safe and healthy, would you know where to go to get help or advice for each of these things?	Yes		No		Total	
	Number	%	Number	%	Number	%
	Alcohol	57	64.77	31	35.23	88
Drugs	57	64.77	31	35.23	88	100%
Smoking	58	65.91	30	34.09	88	100%
Gambling (mine/family members)	0	0	0	0	0	100%
Managing money/budgeting	0	0	0	0	0	100%
Money problems	0	0	0	0	0	100%
Scams/Identity theft	57	64.77	31	35.23	88	100%
Domestic violence and abusive relationships	0	0	0	0	0	100%
Relationships	0	0	0	0	0	100%
Relationships	63	71.59	25	28.41	88	100%
Relationships and sex	0	0	0	0	0	100%
Growing up ' changes in body and feelings	70	79.55	18	20.45	88	100%
Contraception/sexual health advice and treatment	0	0	0	0	0	100%
How to use a condom	0	0	0	0	0	100%
Sex	0	0	0	0	0	100%
Staying safe on the internet	74	84.09	14	15.91	88	100%
Someone asking you for your personal details (such as your address) on the internet	63	71.59	25	28.41	88	100%
Someone sending you upsetting messages, pictures or videos on the internet or on your mobile phone	62	70.45	26	29.55	88	100%
Something you saw on the internet, which upsets you	59	67.05	29	32.95	88	100%
Honour based violence	0	0	0	0	0	100%
Pressure/encouragement to commit a crime	0	0	0	0	0	100%
Pressure to be in a gang	55	62.5	33	37.5	88	100%
Pupils carrying knives/weapons	56	63.64	32	36.36	88	100%
Racism and what to do about it	65	73.86	23	26.14	88	100%
Radicalisation/Extremism	0	0	0	0	0	100%
Female Genital Mutilation (FGM)	0	0	0	0	0	100%
Forced marriage	0	0	0	0	0	100%
Housing	0	0	0	0	0	100%
Child Sexual Exploitation (also known as grooming)	0	0	0	0	0	100%

J: My School/College

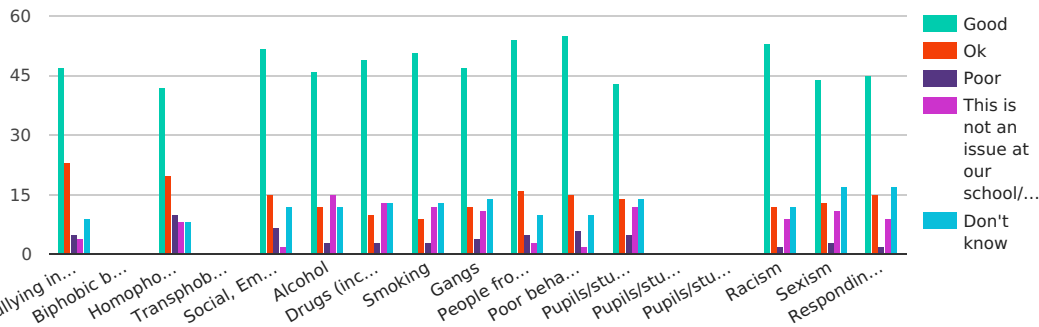
Do you find your Personal, Social, Health and Economic (PSHE) education lessons useful?



Do you find your Personal, Social, Health and Economic (PSHE) education lessons useful?	Tick	
	Number	%
Yes	69	78.41
No	7	7.95
I don't know	12	13.64
We don't have any PSHE lessons	0	0.0
Total	88	100%

J: My School/College

How good do you think your school/college are at dealing with the following?

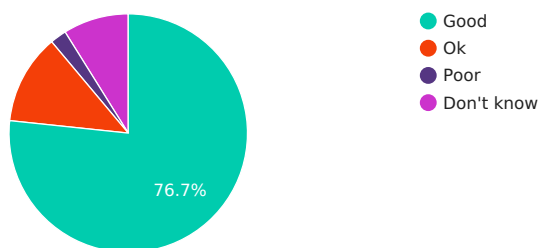


How good do you think your school/college are at dealing with the following?	Good		Ok		Poor		This is not an issue at our school/college		Don't know		Total	
	Number	%	Number	%	Number	%	Number	%	Number	%	Number	%
Bullying including cyber-bullying	47	53.41	23	26.14	5	5.68	4	4.55	9	10.23	88	100%
Biphobic bullying	0	0	0	0	0	0	0	0	0	0	0	100%
Homophobic bullying	42	47.73	20	22.73	10	11.36	8	9.09	8	9.09	88	100%
Transphobic bullying	0	0	0	0	0	0	0	0	0	0	0	100%
Social, Emotional and Mental Health Issues	52	59.09	15	17.05	7	7.95	2	2.27	12	13.64	88	100%
Alcohol	46	52.27	12	13.64	3	3.41	15	17.05	12	13.64	88	100%
Drugs (including volatile substances e.g. glues, gases or solvents)	49	55.68	10	11.36	3	3.41	13	14.77	13	14.77	88	100%
Smoking	51	57.95	9	10.23	3	3.41	12	13.64	13	14.77	88	100%
Gangs	47	53.41	12	13.64	4	4.55	11	12.5	14	15.91	88	100%

How good do you think your school/college are at dealing with the following?	Good		Ok		Poor		This is not an issue at our school/college		Don't know		Total	
	Number	%	Number	%	Number	%	Number	%	Number	%	Number	%
	People from different backgrounds not getting on well	54	61.36	16	18.18	5	5.68	3	3.41	10	11.36	88
Poor behaviour	55	62.5	15	17.05	6	6.82	2	2.27	10	11.36	88	100%
Pupils/students carrying knives/weapons	43	48.86	14	15.91	5	5.68	12	13.64	14	15.91	88	100%
Pupils/students sharing nude pictures or videos	0	0	0	0	0	0	0	0	0	0	0	100%
Pupils/students with radicalist/extremist views	0	0	0	0	0	0	0	0	0	0	0	100%
Racism	53	60.23	12	13.64	2	2.27	9	10.23	12	13.64	88	100%
Sexism	44	50.0	13	14.77	3	3.41	11	12.5	17	19.32	88	100%
Responding to climate change/emergency	45	51.14	15	17.05	2	2.27	9	10.23	17	19.32	88	100%

J: My School/College

How good is your school/college at encouraging you to have a healthy lifestyle?



How good is your school/college at encouraging you to have a healthy lifestyle?	Tick	
	Number	%
Good	69	76.67
Ok	11	12.22
Poor	2	2.22
Don't know	8	8.89
Total	90	100%