



NPPS_Primary Staff_2015+

**Evidence for
Excellence in
Education**

Key Findings

2016-08-09

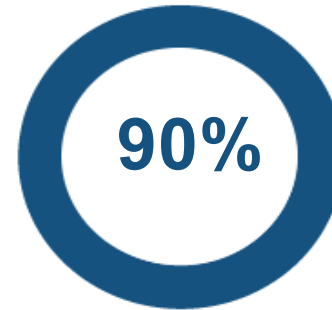
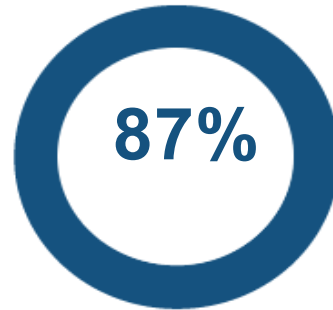


Key Findings 1 of 5

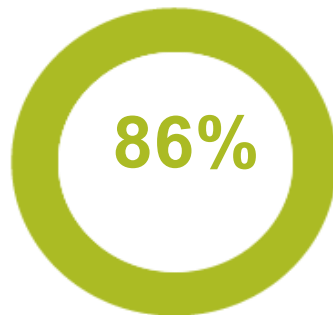
% of staff who agree
'I am satisfied with my job
at this school'

% of staff who agree 'I am
proud to work at this
school'

Your School



All Schools



Key Findings 2 of 5

10/10/15

The NFER staff survey was completed by 31 staff in your school. For every question in the survey we have calculated whether there is a significant difference in the rating applied to each statement by your staff compared to all staff in the nationally representative sample.

The 3 areas where your school is most successful and the 3 areas where your school is least successful compared to other schools which took part in the staff survey are shown below.

Areas of strength in your school are:

I feel safe at this school

This school provides a good level of challenge for the most able pupils

This school enables pupils to fulfil their potential

Areas of potential development in your school are:

Compared to my colleagues, my pay is a fair reward for what I do

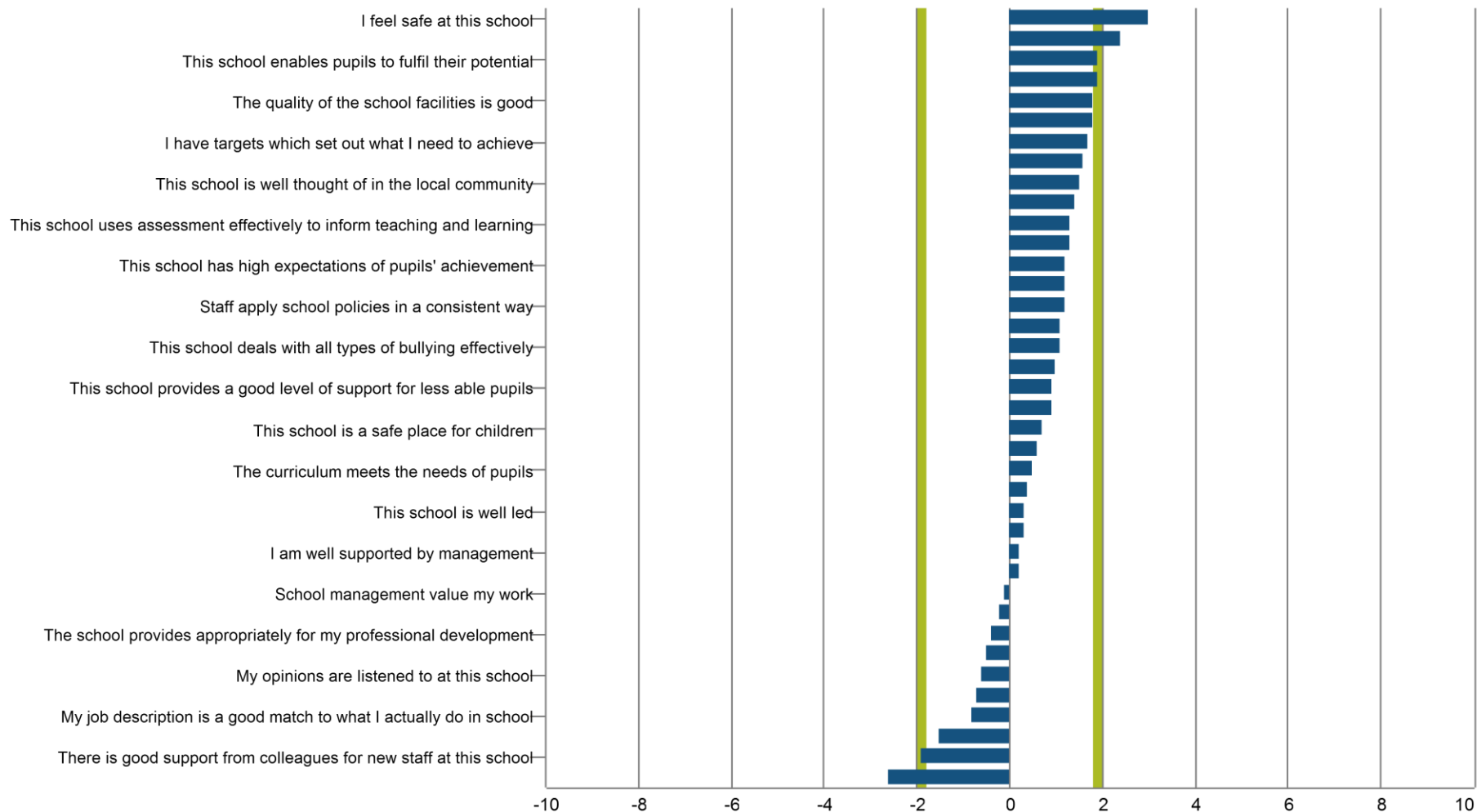
There is good support from colleagues for new staff at this school

Staff at this school collaborate well with one another

10/10/15

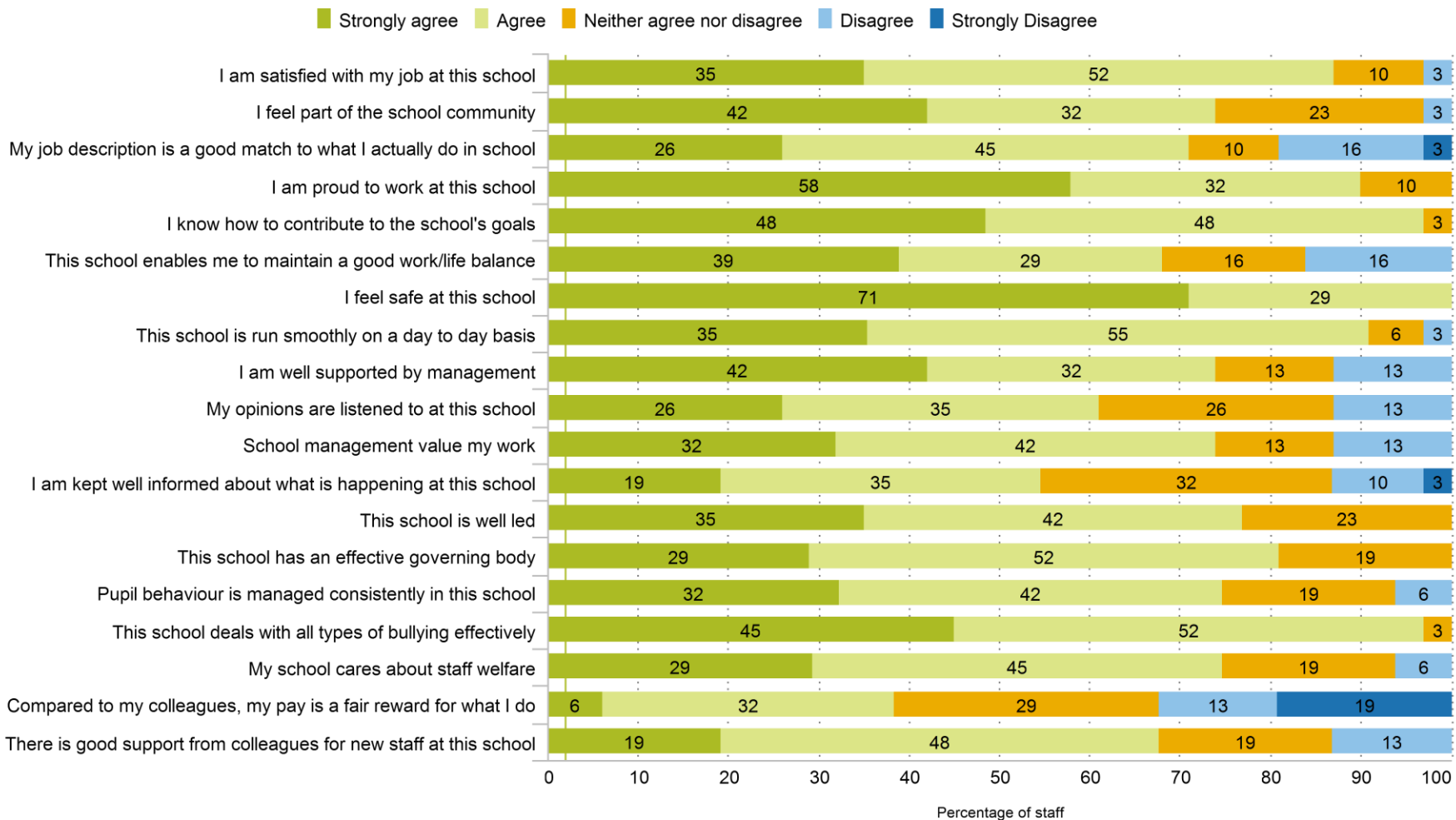
Key Findings 3 of 5 - Your School versus national overview chart

The chart below shows the extent to which responses from staff at your school are better or worse than responses nationally. These are displayed in terms of t-values(1) so that roughly speaking any values above +2 indicate that responses are significantly better in your school and any values below -2 indicate that responses are significantly worse.

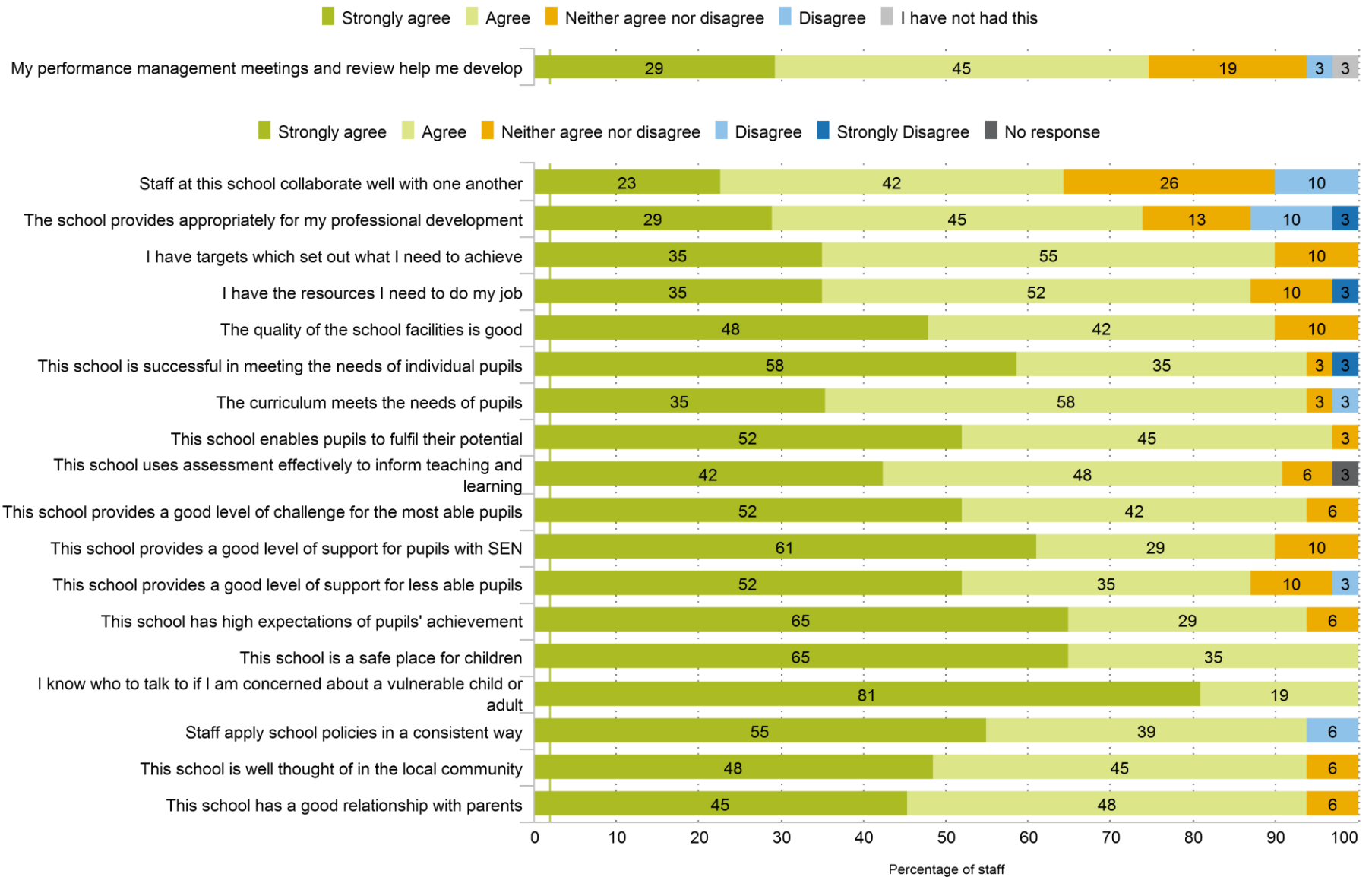


(1) A t-value is a statistical measure of the difference between two quantities. For the purposes of this chart they are truncated to be between -10 and +10.

Key Findings 4 of 5 - Stacked bar chart of your school's responses



Key Findings 5 of 5 - Stacked bar chart of your school's responses continued





**Evidence for
Excellence in
Education**

NFER provides evidence for excellence through its independence and insights, the breadth of its work, its connections, and a focus on outcomes.

National Foundation for Educational Research
The Mere, Upton Park
Slough, Berks SL1 2DQ

T: 01753 637007
F: 01753 790114
E: products@nfer.ac.uk
www.nfer.ac.uk